



# **BETA FOSTER CARE**

**FOSTER FAMILY AGENCY**

*Serving So. Calif. Since 1988*

---

## **2017 Annual Report**

---

# Our Mission

The mission of Beta Foster Care is to prevent child abuse for at-risk children, by providing enriched foster care placement and professional services. Beta Foster Care works alongside County Child Welfare Agencies to meet the physical, emotional, psychological, and developmental health needs of placed foster children.

# About Beta Foster Care

Established in Orange County, California, Beta Foster Care was incorporated in 1988 as a 501(c)(3) non-profit agency tasked with providing private foster family placement for children in Orange County who have been removed from their parents' custody due to abuse and neglect.

Beta Foster Care is licensed by the State of California Department of Social Services to serve as a Treatment Foster Family Agency designed to meet the special emotional needs of children in foster care placement. Beta Foster Care's mission is to provide professional services that prevent cruelty to children.

BFC trains and certifies qualified adults for foster care under state regulations and manages the appropriate placement of children into these foster homes. Then we provide continuing therapy for the children and on-going support for the foster parents.

---

# Board of Directors

- Michael Estey
- Terri Estey
- Kimberly Lindholm
- Stacie Geller
- Adam Zacuto

# Staff

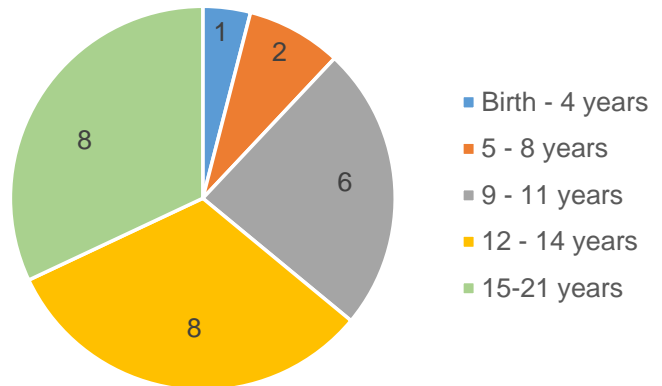
- Craig Zacuto – Executive Director, M.A., MFT
- Aubree Vandenberg, MSW – Social Worker
- Nicole Andersen, M.A. – Social Worker
- Sherry Zacuto – Social Worker Assistant

# Placement Statistics

The following statistics represent placement and census data for BFC for the reporting period from August 1 through October 31, 2017:

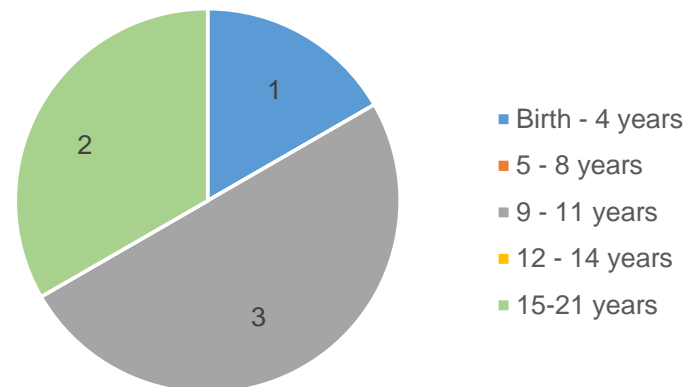
## Age Breakdown – All Children

<u>Age</u>	<u>Count</u>	<u>% Total</u>
Birth - 4 years	1	4%
5 - 8 years	2	8%
9 - 11 years	6	24%
12 - 14 years	8	32%
15-21 years	8	32%
<b>Total</b>	<b>25</b>	<b>100%</b>



## Age Breakdown – New Placements

<u>Age</u>	<u>Count</u>	<u>% Total</u>
Birth - 4 years	1	17%
5 - 8 years	0	0%
9 - 11 years	3	50%
12 - 14 years	0	0%
15-21 years	2	33%
<b>Total</b>	<b>6</b>	<b>100%</b>



## Other Placement Data:

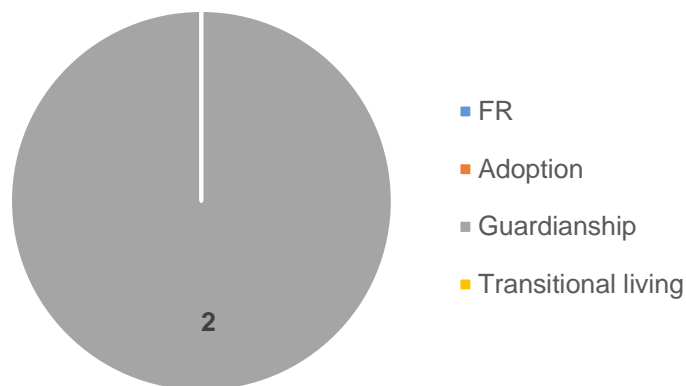
- RFA conversion - 1 out of 14
- 1 home terminated due to retirement
- 1 home reapproved
- 1 LGBTQ child

# Placement Termination Statistics

The following statistics represent placement termination data for BFC for the reporting period from August 1 through October 31, 2017:

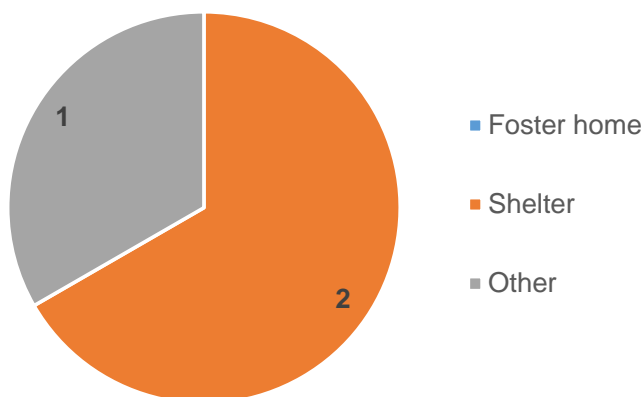
## Planned Termination

	<u>Count</u>	<u>% Total</u>
FR	0	0%
Adoption	0	0%
Guardianship	2	100%
Transitional living	0	0%
<b>Total</b>	<b>2</b>	<b>100%</b>



## Unplanned Termination

	<u>Count</u>	<u>% Total</u>
Foster home	0	0%
Shelter	2	67%
Other	1	33%
<b>Total</b>	<b>3</b>	<b>100%</b>



# Performance Goal Tracking Statistics

BFC sets performance goals for the organization and tracks progress relative to those goals across various categories. These categories include safety, stability, health care needs, serious incident reports, education, family connection, counseling/emotional needs and psychosocial development needs.

The following statistics represent BFC's performance achievement for the reporting period from August 1 through October 31, 2017:

## Safety:

- 6 completed home safety inspection checklists to approve new homes
- 150 completed foster child safety assessments
- 100% of foster children assessed for appropriate care and supervision (16 out of 16)

## Stability:

- 94% placement status goal achievement (15 out of 16)
- 150 completed home visits/face to face with youth completed by BFC
- 30 completed conjoint home visits between foster family, BFC, and CSW

## Health Care Needs:

- 100% achievement for physical/dental goals (42 out of 42)

## Serious Incident Reports:

- 10 reports filed in reporting period

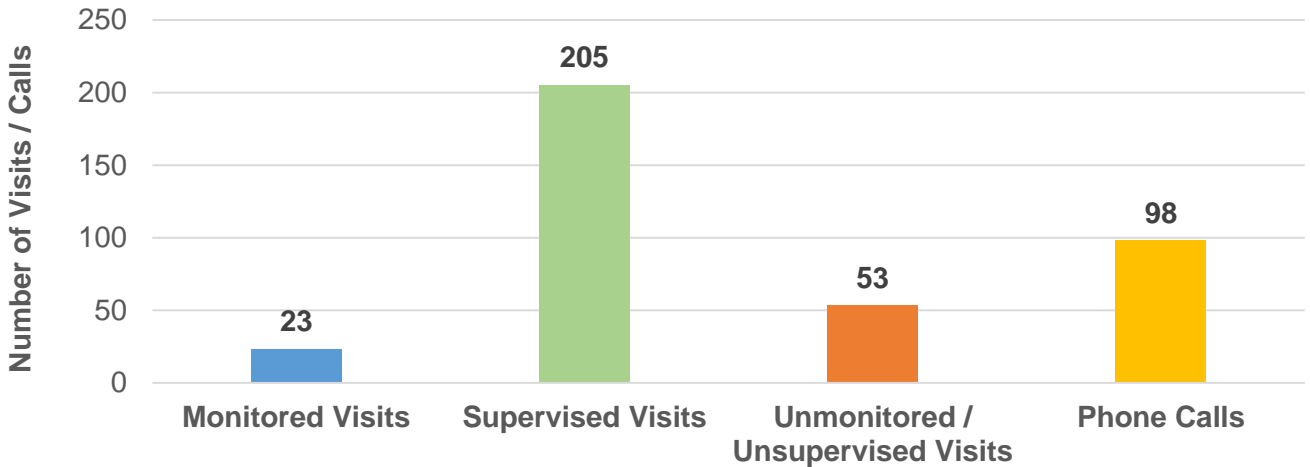
## Education:

- 94% goal achievement for passing grades (15 out of 16)
- 100% IEP goal achievement (4 out of 4)
- 100% ILP goal achievement (1 out of 1)

# Performance Goal Tracking Statistics

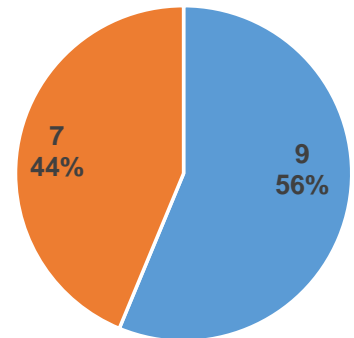
(continued)

## Family Connection



## Counseling / Emotional Needs

- **56%** of children in outside therapy (9 out of 16)
- **100%** of trauma informed care goals met (32 out of 32)
- **100%** of cultural humility goals met (32 out of 32)
- **100%** of BFC counseling goals met (37 out of 37)



- Children in outside therapy
- Children not in outside therapy

## Psychosocial Development Needs:

- **100%** of psychosocial development goals met (39 out of 39)



## “Always for the Children”

Website: [www.betafostercare.org/](http://www.betafostercare.org/)

Phone: (949) 600-7722

23276 South Pointe Drive, Suite 213

Laguna Hills, CA 92653

